



# AUTOBORNE™ SEALER

## MIXING CHART

SPRAY UNTIL DESIRED COLOR OR EFFECT IS ACHIEVED



6001 WHITE



6002 BLACK



6003 GREY



6004 YELLOW



6006 RED



6008 BLUE (GS)



6002	1
6001	9



6002	2
6001	8




6002	3
6001	7



6002	4
6001	6



6002	7
6001	3




6002	9
6001	1



6004	7
6001	3



6004	5
6001	5



6004	3
6001	7



6004	9
6006	1



6004	8
6006	2



6004	7
6006	3



6006	5
6002	5



6006	7
6002	3



6006	9
6002	1



6006	2
6008	2
6001	6



6006	2
6008	1
6001	7



6006	1
6008	1
6001	8



6008	9
6001	1



6008	8
6001	2




6008	5
6001	5



6008	4
6001	6



6008	2
6001	8



6008	1
6001	9



6008	9
6004	1



6008	8
6004	2



6008	7
6004	3



6008	6
6004	4



6008	2
6004	8



6008	1
6004	9



6006	3
6004	6
6002	1



6006	7
6008	1
6001	2



6006	6
6008	4



6006	3
6008	3
6001	4



6006	4
6008	2
6001	4



6006	4
6008	1
6001	5



6004	7
6006	3



6006	1
6008	1
6001	8



6008	8
6001	2



6008	2
6004	8



6006	7
6008	1
6001	2



6006	7
6002	3

6005 ORANGE

6007 LILAC

6009 PROCESS BLUE

6010 GREEN

6011 TAN

6012 BURGUNDY

Mix product numbers in listed ratios to create sealer color. Spray basecoat or pearl-flake over color on chart to test.